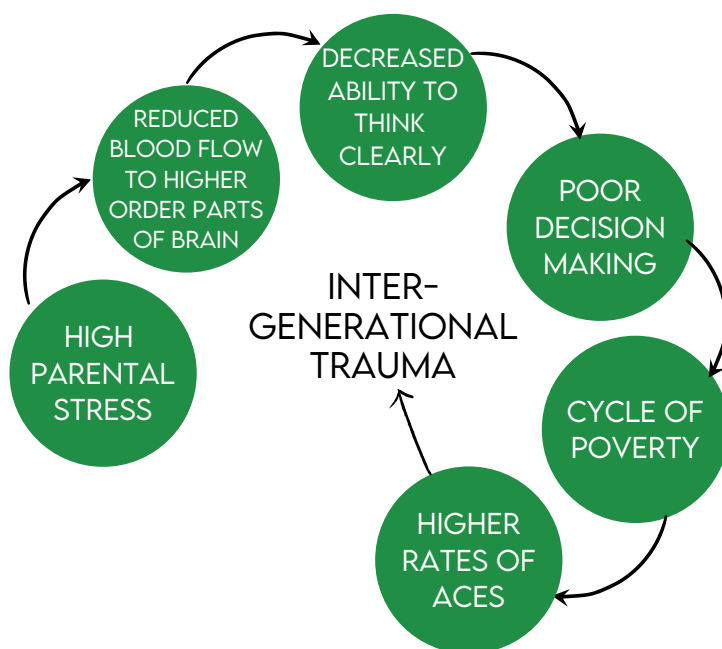


ADVERSE CHILDHOOD EXPERIENCES & ENVIRONMENTAL FACTORS OF MISSISSIPPI CHILDHOOD WELLBEING

Adverse Childhood Experiences (ACEs) are "preventable, potentially traumatic events that occur in childhood (0-17 years) such as neglect, experiencing or witnessing violence, and having a family member attempt or die by suicide" [1]. These experiences can cause negative health and life outcomes. In Mississippi, childhood wellness is also impacted by environmental factors such as poverty, education, and healthcare. This brief provides an overview of each of these issues and their prevalence in Mississippi. It also highlights areas where additional data are needed to provide a holistic view of childhood wellbeing in our state. Finally, we provide policy suggestions for addressing and preventing ACEs and environmental issues that impact children in our state.



ABUSE & NEGLECT



Physical Abuse



Emotional Abuse



Sexual Abuse



Physical Neglect



Emotional Neglect

HOUSEHOLD CHALLENGES



Mental Illness



Parent Treated Violently



Divorce



Incarcerated Parent



Substance Abuse

ENVIRONMENTAL FACTORS



Healthcare



Poverty



Education

ABUSE & NEGLECT



Abuse and neglect rates among children are difficult to track. In Mississippi, our best data come from the Adoption and Foster Care Analysis and Reporting System (AFCARS) and reflect cases that have been reported to and handled by the Mississippi Department of Child Protection Services (MDCPS). Data from that system are provided in this section. Further, we have included data points about human trafficking from the National Human Trafficking Hotline as it pertains to Mississippi children.

Mississippi Children Currently Waiting to be Adopted [2]

1,384

Mississippi Children who have had their Parental Rights Removed [2]

417

Number of Unique Child Maltreatment Victims in Mississippi, 2020 [2]

8,136

Mississippi Children in State Care who wait more than 2 Years to be Adopted [2]

84.5%

Number of Mississippi Children who were Adopted in 2020 [2]

597

CPS-Involved Children in Mississippi who were Maltreated while in Care* [2]

2.23%

*This is the highest rate in the country.

Human Trafficking in Mississippi, 2020 [3]



- In 2020, there were 144 minors in Mississippi who were found to be victims of human trafficking.
- Nationally, there were 2,488 minors found to be victims of human trafficking in that same year.
- Mississippi constituted the 14th highest signal volume of all 50 states and DC, with 710 signals provided to the National Human Trafficking Hotline Data Report.

HOUSEHOLD CHALLENGES



Mental Illness



Parent Treated Violently



Divorce



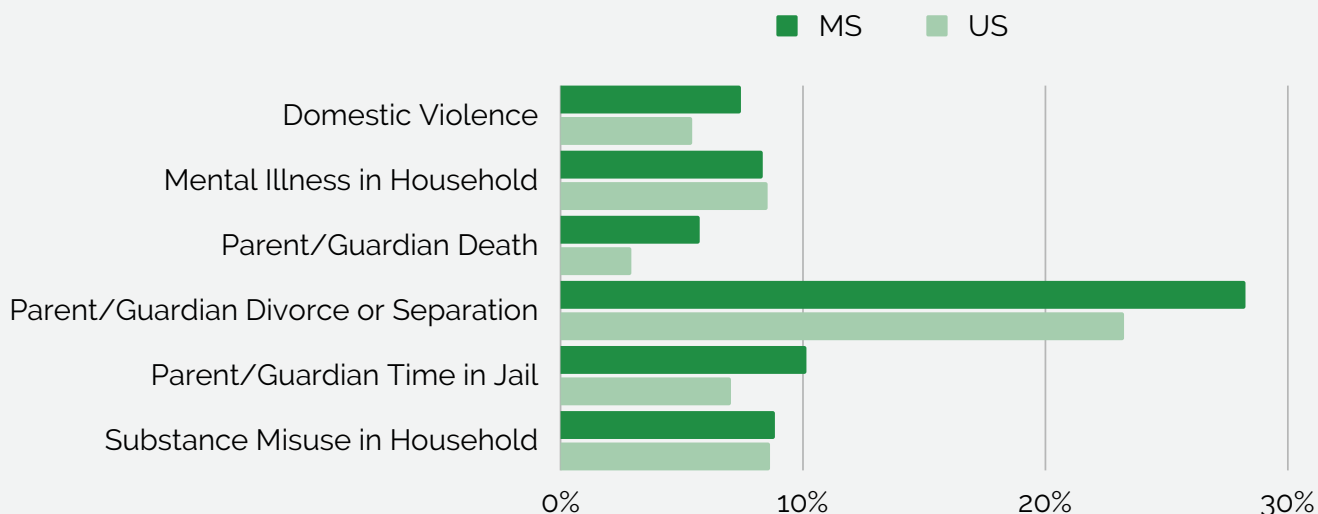
Incarcerated Parent



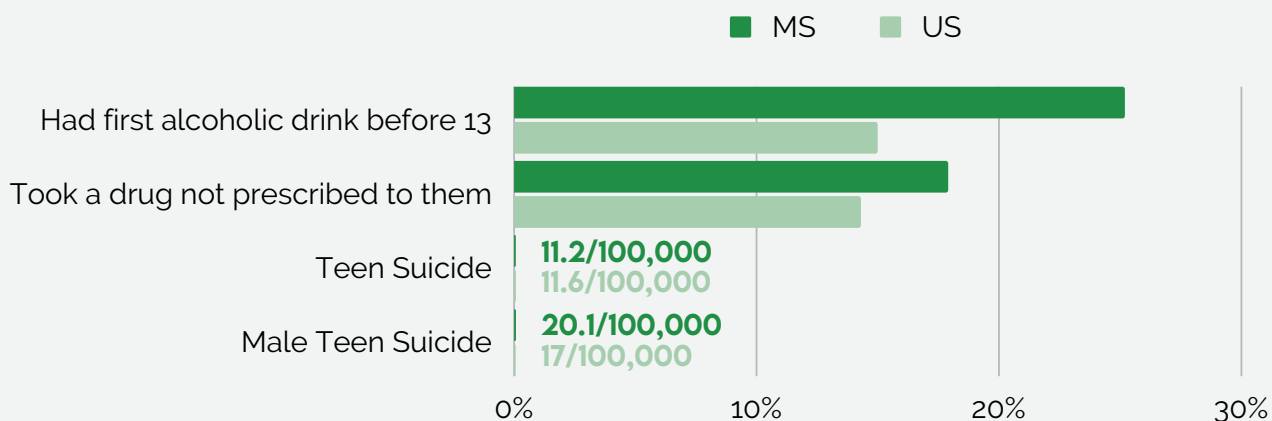
Substance Abuse

Household challenges such as incarceration, divorce, mental illness, parental abuse, or substance use can lead to unstable, unreliable, and inconsistent care for children. This inconsistency creates environments in which children struggle to thrive. In this section, we provide rates of household challenge indicators in Mississippi as compared to the United States and rates of associated child behaviors.

Household Challenges Indicators, 2020 [4]



Associated Childhood Indicators [4,5]



ENVIRONMENTAL FACTORS



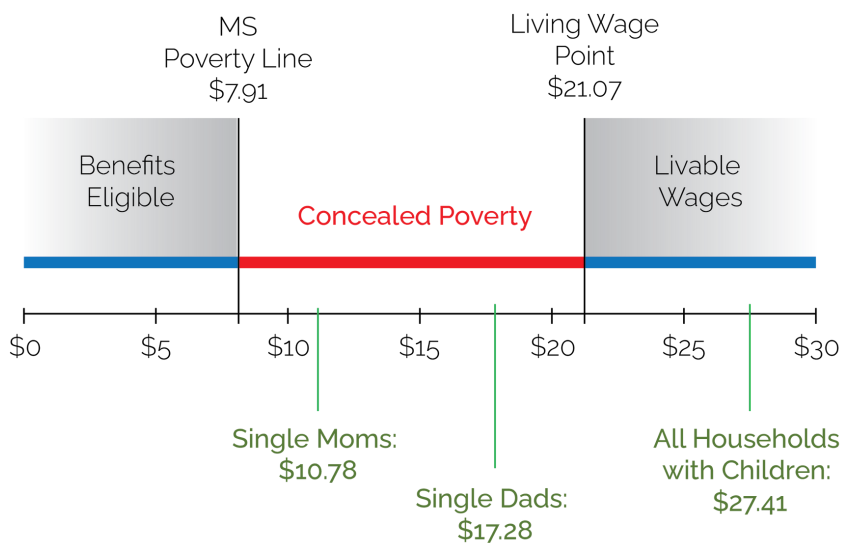
Healthcare



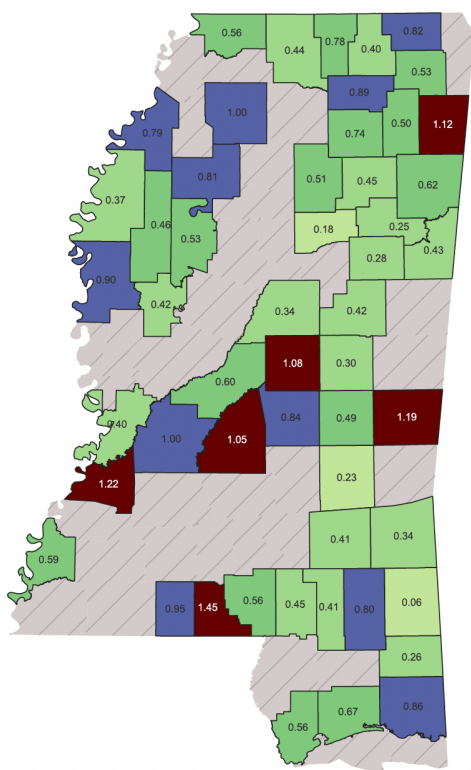
Poverty



Education



Single Mothers' Incomes as a Percentage of Single Fathers' Incomes, by county [5]

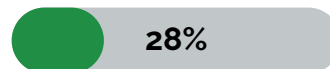


This map depicts the disparity in income between single mothers and single fathers. The counties in green shades represent areas where mothers earn substantially less than their single father counterparts.


Cents Earned by Single Mothers for every \$1 earned by Single Fathers

- 0 - 0.24
- 0.24 - 0.45
- 0.45 - 0.79
- 0.79 - 1.00
- 1.01 - 1.45

Mississippi Children in Poverty [7]



Mississippi Children in Extreme Poverty [7]



REFERENCES

- [1] https://www.cdc.gov/injury/pdfs/priority/ACEs-Strategic-Plan_Final_508.pdf
- [2] <https://cwoutcomes.acf.hhs.gov/cwodatasite/fiveOne/index>
- [3] <https://humantraffickinghotline.org/sites/default/files/Mississippi%20State%20Report%20For%202020.pdf>
- [4] https://www.americashealthrankings.org/explore/annual/measure/ACEs_8/state/MS
- [5] <https://yrbs-explorer.services.cdc.gov/#/tablesquestionCode=H40&topicCode=C03&year=2019>
- [6] <https://www.census.gov/data/developers/data-sets/acs-5year.html#:~:text=The%205%2Dyear%20estimates%20from,areas%20and%20small%20population%20subgroups>
- [7] <https://datacenter.kidscount.org/data#MS/2/0/char/0>

